

# NOMVENTURE

CHECK DECK



## PRINTING INSTRUCTIONS (Don't Print This Page!)

1. Print each page of this PDF single-sided.
2. Cut along the dotted lines.
3. Match the Card Front with the Card Back (it'll be the same dotted rectangle on the immediately following page!)
4. Place the matching Card Front & Back into a single card sleeve together!

## TIPS

1. Print 3 sheets of Yays and Nays per player!
2. Print 6 sheets of Card Backs per player!
3. If you're using the Adventure Mixer, print an extra 2 sheets of Yays and Nays, and 4 extra sheets of Card Backs!







## HOW TO PLAY (VIDEO)

COMING SOON!



VERSION - KICKSTARTER  
PRE-RELEASE

**NAY FRONT**



**NAY FRONT**

ALL BACK



**NOMVENTURE**

Check  
Deck



**NOMVENTURE**

Check  
Deck



**NOMVENTURE**

Check  
Deck



**NOMVENTURE**

Check  
Deck



**NOMVENTURE**

Check  
Deck

Check  
Deck

**NOMVENTURE**



Check  
Deck

**NOMVENTURE**







Check  
Deck

**NOMVENTURE**



ALL BACK

**YAY FRONT**



**YAY FRONT**